



Kimberly Barrier
Erath County Treasurer

FY 20 Quarterly Investment Report
October 2019 – December 2019


THE STATE OF TEXAS
COUNTY OF ERATH
AFFIDAVIT

Pursuant to L.G.C 2256.023, I, Kimberly Barrier, Erath County Treasurer and Certified Investment Officer, do hereby submit the Quarterly Investment Report. This report is for the quarter ending December 31, 2019, and is submitted for review and recording in the minutes of the court.

All investments are in compliance with both the Public Funds Investment Act and the Erath County Investment Policy. The investment strategy is to earn the maximum rate of return allowed on the investments while maintaining liquid cash flow and safety of the investments. Erath County's investment portfolio is well diversified and presented in detail on the following pages. The ending investment balance as of December 31, 2019, is \$18,123,845.24, with interest being earned and collected for the quarter of \$99,867.81.


Therefore, Kimberly Barrier, County Treasurer of Erath County, Texas, who being fully sworn, upon oath says that the within and foregoing report is true and correct to the best of her knowledge.

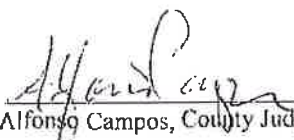
Filed with accompanying documents this, the 13th day of July 2020.


Kimberly Barrier, Treasurer, Erath County / Date 7/13/2020

Commissioners' Court having reviewed the Treasurer's Quarterly Investment Report as presented, having taken reasonable steps to ensure its accuracy and based upon presentations of the Treasurer's Office approve the report, subject to the county auditor's review and request that it be filed with the official minutes of this meeting. {L.G.C 2256.023}


In addition, the below signatures affirm that the Treasurers' Quarterly Investment Report compiles with statutes as referenced. {L.G.C 2256.023}


Dee Stephens, Comm. Pct. #1 / Date


Alfonso Campos, County Judge / Date


Albert Ray, Comm. Pct. #2 / Date

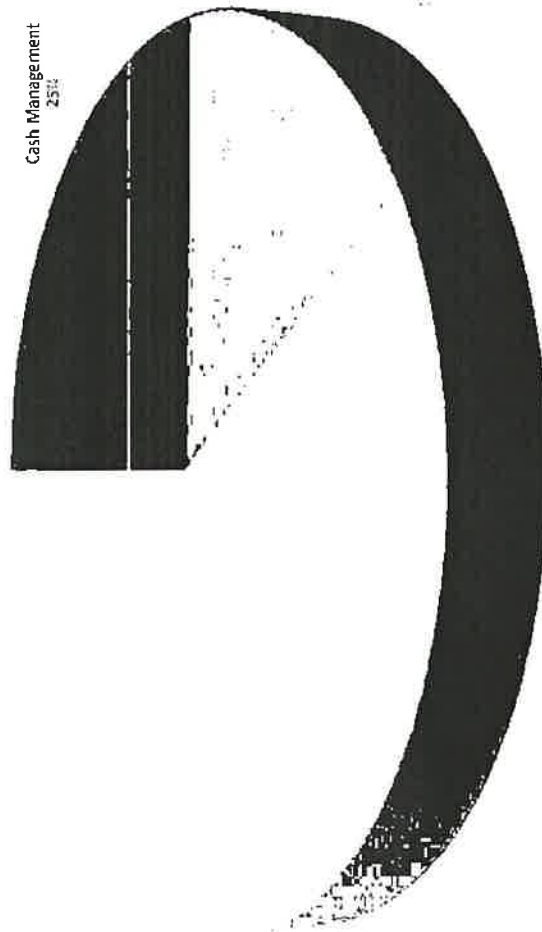

Joe Brown, Comm. Pct. #3 / Date


Jim Buck, Comm. Pct. #4 / Date

**Erath County Quarterly Investment Report
For Periods October 2019 - December 2019**

Accounts	Beginning Investment Balance	Deposits	Withdrawals	Earned Interest	Ending Investment Balance
Cash Management	5,501,286.29	-	(950,000.00)	20,274.80	4,571,561.09
Texpool	2,881,267.72	-	-	12,639.10	2,893,906.82
Texpool Prime	9,111,323.79	-	-	44,245.31	9,155,569.10
CDARS - Raymond James	3,000,000.00	-	(1,500,000.00)	22,708.60	1,502,808.23
Total Investments	\$ 20,493,877.80	\$ -	\$ (2,450,000.00)	\$ 99,867.81	\$ 18,123,845.24

INVESTMENTS



**Erath County Quarterly Investment Report
For Periods October 2019 - December 2019**

Accounts	Beginning Investment Balance	Deposits	Withdrawals	Average Interest Rate	Interest Earned	Ending Investment Balance
Cash Management						
General	3,712,518.92			1.59%	14,818.83	3,727,337.75
Precinct 1	609,397.97		(325,000.00)	1.59%	2,094.40	286,492.37
Precinct 2	352,271.69		(250,000.00)	1.59%	913.19	103,184.88
Precinct 3	340,445.76		(175,000.00)	1.57%	887.79	166,333.55
Precinct 4	450,839.35		(200,000.00)	1.59%	1,417.64	252,256.99
Courthouse Security	8,122.03			1.59%	32.43	8,154.46
Records Management	3,626.16			1.59%	14.47	3,640.63
Records Preservation	24,064.41			1.59%	96.05	24,160.46
Totals for Cash Management	\$ 5,501,286.29	\$ -	\$ (950,000.00)		\$ 20,274.80	\$ 4,571,561.09
Texpool						
General	1,111,711.99			1.74%	4,876.66	1,116,588.65
Precinct 1	116,912.51			1.74%	512.90	117,425.41
Precinct 2	117,485.27			1.74%	515.34	118,000.61
Precinct 3	235,603.80			1.74%	1,033.54	236,637.34
Precinct 4	126,871.73			1.74%	556.55	127,428.28
Adult Probation	359,754.17			1.74%	1,578.12	361,332.29
Indigent Healthcare	50,294.65			1.74%	220.60	50,515.25
Courthouse Security	212,577.19			1.74%	932.50	213,509.69
Records Management	411,926.02			1.74%	1,806.98	413,733.00
Records Preservation	138,130.39			1.74%	605.91	138,736.30
Certificate of Obligation				1.74%	-	-
Totals for Texpool	\$ 2,881,267.72	\$ -	\$ -		\$ 12,639.10	\$ 2,893,906.82
Texpool Prime						
General	4,577,718.89			1.92%	22,229.83	4,599,948.72
Precinct 1	733,821.71			1.92%	3,563.48	737,385.19
Precinct 2	763,770.85			1.92%	3,709.03	767,479.88
Precinct 3	808,505.33			1.92%	3,926.15	812,431.48
Precinct 4	391,675.86			1.92%	1,902.00	393,577.86
Indigent Healthcare	1,835,809.78			1.92%	8,914.82	1,844,724.60
Certificate of Obligation	21.37			1.92%	-	21.37
Totals for Texpool Prime	\$ 9,111,323.79	\$ -	\$ -		\$ 44,245.31	\$ 9,155,569.10
Quarterly Totals	\$ 17,493,877.80	\$ -	\$ (950,000.00)		\$ 77,159.21	\$ 16,621,037.01

**Erath County Quarterly Investment Report
For Period October 2019 - December 2019**

Certificates of Deposit	Time Interest is Payable	Purchase Price	Purchase Date	Maturity Date	Redemption Date	Interest Rate	Accrued Interest	Paid Interest	Gain/Loss Last Month of the Quarter	Fair Market Value	
CDARS - Raymond James											
Morgan Stanley Bank #32892	Maturity	250,000.00	10/04/2018	10/04/2019	10/04/2019	2.50%		6,250.00			
Franklin Symmetry Bank #58714	Monthly	250,000.00	10/08/2018	10/08/2018	10/08/2019	2.50%		513.70			
MJFG Union Bank, NA #22826	Maturity	250,000.00	10/16/2018	10/16/2019	10/16/2019	2.55%		6,375.00			
Vertex Community Bank #57665	Monthly	250,000.00	12/12/2019	12/12/2019	12/12/2019	2.60%		1,620.55			
BMO Harris Bank #16571	Maturity	250,000.00	01/23/2019	01/23/2020	01/23/2020	2.15%	5,973.29		142.50	256,115.79	
First Dakota National Bank #4028	Monthly	250,000.00	02/08/2019	02/10/2020	02/10/2020	2.45%	385.96	1,527.05	230.00	250,615.96	
Southwest Bank Irvine #20164	Monthly	250,000.00	02/15/2019	02/14/2020	02/14/2020	2.40%	263.01	1,495.89	242.50	250,505.51	
Triumph Bank #58227	Monthly	250,000.00	03/15/2019	04/15/2020	04/15/2020	2.45%	268.49	1,527.05	575.00	250,843.49	
Southern Bankcorp Bank #1528	Monthly	250,000.00	04/30/2019	04/29/2020	04/29/2020	2.30%	15.75	960.96	532.50	250,548.25	
Connectone Bank #57919	Monthly	250,000.00	05/08/2019	05/08/2020	05/08/2020	2.35%	370.21	1,464.73	612.50	250,982.71	
Raymond James Bank	Daily Compounded	250,000.00	11/29/2018	11/29/2019	12/05/2019	2.35%		966.66			
Sweep Option											
							7.01			2,808.23	
Totals for CDARS - Raymond James								\$ 7,276.71	\$ 22,708.60	\$ 2,335.00	\$ 1,502,808.23
Quarterly Totals								\$ 7,276.71	\$ 22,708.60	\$ 2,335.00	\$ 1,502,808.23