



Kimberly Barrier
Erath County Treasurer

FY 19 Quarterly Investment Report
July 2019 – September 2019


THE STATE OF TEXAS
COUNTY OF ERATH
AFFIDAVIT

Pursuant to LGC 2256.023, I, Kimberly Barrier, Erath County Treasurer and Certified Investment Officer, do hereby submit the Quarterly Investment Report. This report is for the quarter ending September 30, 2019, and is submitted for review and recording in the minutes of the court.

All investments are in compliance with both the Public Funds Investment Act and the Erath County Investment Policy. The investment strategy is to earn the maximum rate of return allowed on the investments while maintaining liquid cash flow and safety of the investments. Erath County's investment portfolio is well diversified and presented in detail on the following pages. The ending investment balance as of September 30, 2019, is \$20,499,663.58, with interest being earned and collected for the quarter of \$151,453.63.

Therefore, Kimberly Barrier, County Treasurer of Erath County, Texas, who being fully sworn, upon oath says that the within and foregoing report is true and correct to the best of her knowledge.

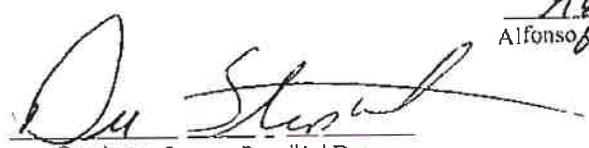
Filed with accompanying documents this, the 28th day of October, 2019.



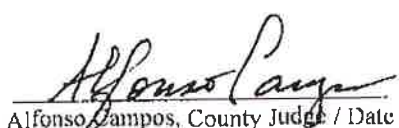
Kimberly Barrier, Treasurer, Erath County / Date

Commissioners' Court having reviewed the Treasurer's Quarterly Investment Report as presented, having taken reasonable steps to ensure its accuracy and based upon presentations of the Treasurer's Office approve the report, subject to the county auditor's review and request that it be filed with the official minutes of this meeting. {LGC 2256.023}


In addition, the below signatures affirm that the Treasurers' Quarterly Investment Report complies with statutes as referenced. {LGC 2256.023}




Dec Stephens, Comm. Pct. #1 / Date




Alfonso Campos, County Judge / Date



Albert Ray, Comm. Pct. #2 / Date



Joe Brown, Comm. Pct. #3 / Date



Jim Buck, Comm. Pct. #4 / Date

**Erath County Quarterly Investment Report
For Periods July 2019 - September 2019**

Accounts	Beginning Investment Balance	Deposits	Withdrawals	Average Interest Rate	Interest Earned	Ending Investment Balance
Cash Management						
General	1,706,585.63	3,000,000.30	(1,000,000.30)	2.00%	5,933.29	3,712,518.92
Precinct 1	457,293.00	500,000.30	(350,000.30)	2.08%	2,104.97	609,397.97
Precinct 2	266,373.74	500,000.30	(415,000.30)	2.08%	897.95	352,271.69
Precinct 3	176,922.44	500,000.30	(337,000.30)	2.08%	523.32	340,445.76
Precinct 4	100,469.57	500,000.30	(150,000.30)	2.08%	369.78	450,839.35
Courthouse Security	8,080.92	0.30	(0.30)	2.08%	41.21	8,122.03
Records Management	3,607.76	0.30	(0.30)	2.08%	18.40	3,626.16
Records Preservation	23,942.30	0.30	(0.30)	2.08%	122.11	24,064.41
Totals for Cash Management	\$ 2,745,602.13	\$ 5,000,002.40	\$ (2,254,336.21)		\$ 10,017.97	\$ 5,501,286.29
Texpool						
General	1,105,454.06			2.25%	6,257.93	1,111,711.99
Precinct 1	116,254.48			2.25%	658.03	116,912.51
Precinct 2	116,823.95			2.25%	661.32	117,485.27
Precinct 3	234,277.53			2.25%	1,326.27	235,603.80
Precinct 4	126,157.52			2.25%	714.21	126,871.73
Adult Probation	357,729.01			2.25%	2,025.16	359,754.17
Indigent Healthcare	447,891.38		(400,000.00)	2.25%	2,403.27	50,294.65
Courthouse Security	211,380.61			2.25%	1,196.58	212,577.19
Records Management	409,607.30			2.25%	2,318.72	411,926.02
Records Preservation	137,352.87			2.25%	777.52	138,130.39
Certificate of Obligation				2.25%		
Totals for Texpool	\$ 3,262,928.71	\$ -	\$ (400,000.00)		\$ 18,339.01	\$ 2,881,267.72
Texpool Prime						
General	7,533,599.30		(3,000,000.00)	2.38%	44,119.59	4,577,718.89
Precinct 1	1,226,642.13		(500,000.00)	2.38%	7,179.58	733,821.71
Precinct 2	1,256,412.72		(500,000.00)	2.38%	7,358.13	763,770.85
Precinct 3	1,550,360.80		(750,000.00)	2.38%	8,154.53	808,505.33
Precinct 4	886,536.27		(500,000.00)	2.38%	5,139.59	391,675.86
Indigent Healthcare	1,924,652.21		(100,000.00)	2.38%	11,157.57	1,835,809.78
Certificate of Obligation	21.37			2.38%		21.37
Totals for Texpool Prime	\$ 14,378,214.80	\$ -	\$ (5,350,000.00)		\$ 83,108.99	\$ 9,111,323.79
Quarterly Totals	\$ 20,386,745.64	\$ 5,000,002.40	\$ (8,004,336.21)		\$ 111,465.97	\$ 17,493,877.80

**Erath County Quarterly Investment Report
For Periods July 2019 - September 2019**

Certificates of Deposit	Time Interest is Payable	Purchase Price	Purchase Date	Maturity Date	Redemption Date	Interest Rate	Accrued Interest	Paid Interest	Gain/Loss Last Month of the Quarter	Fair Market Value
First Financial Bank CD										
General Fund	6 months	\$ 4,500,000.00		08/19/2019	08/19/2019	0.90%		\$ 18,967.80		\$ -
Totals for First Financial Bank CD		\$ 4,500,000.00						\$ 18,967.80		\$ -
CDARS - Raymond James										
Busy Bank #16450	Monthly	250,000.00		07/23/2019	07/23/2019	2.30%		5,750.00		250,000.00
Community National Bank #6271	Monthly	250,000.00		08/23/2019	08/23/2019	2.25%		924.66		250,397.09
Peoples Bank #21398	Monthly	250,000.00	10/04/2018	09/27/2019	09/27/2019	2.40%	6,181.51	1,495.89	15.00	256,196.51
Morgan Stanley Bar.#32989	Monthly	250,000.00	10/08/2018	10/09/2019		2.50%	359.59		37.50	250,397.09
Franklin Synergy Bank #58714	Monthly	250,000.00	10/7/2018	10/16/2019		2.55%	6,295.55		57.50	256,163.05
MJFG Union Bank, NA #22826	Monthly	250,000.00	12/7/2018	12/12/2019		2.60%	320.55		345.00	250,665.55
Ventex Community Bank #57665	Monthly	250,000.00	01/23/2019	01/23/2020		2.15%	4,366.44		507.50	254,873.94
BMO Harris Bank #16571	Monthly	250,000.00	02/08/2019	02/10/2020		2.45%	369.16		525.00	250,894.18
First Dakota National Bank #4028	Monthly	250,000.00	02/11/2019	02/14/2020		2.40%	246.58		500.00	250,748.58
SLWwest Bank Irvine #20164	Monthly	250,000.00	03/15/2019	04/15/2020		2.45%	251.71		832.50	250,687.50
Triumph Bank #58227	Monthly	250,000.00	04/30/2018	04/29/2020		2.30%	1,937.68		687.50	250,687.50
Southern Bankcorp Bank #1528	Monthly	250,000.00	05/08/2018	05/08/2020		2.35%	354.11		785.00	251,149.11
Connectone Bank #57919	Monthly	250,000.00	11/29/2018	11/29/2019		2.35%	1,482.25			250,000.00
Raymond James Bank	Daily Compounded	250,000.00				C.80%				250,000.00
Sweep Option								134.85		5,785.76
Totals for CDARS - Raymond James		\$ 3,000,000.00					\$ 18,545.22	\$ 21,019.86	\$ 4,312.50	\$ 3,005,795.76
Quarterly Totals		\$ 7,500,000.00					\$ 18,545.22	\$ 39,987.66	\$ 4,312.50	\$ 3,005,795.76

**Erath County Quarterly Investment Report
For Periods July 2019 - September 2019**

Accounts	Beginning Investment Balance	Deposits	Withdrawals	Earned Interest	Ending Investment Balance
Cash Management	2,745,602.13	5,000,002.40	(2,254,336.21)	10,017.97	5,501,286.29
Texpool	3,262,928.71	-	(400,000.00)	18,339.01	2,881,267.72
Texpool Prime	14,378,214.80	-	(5,350,000.00)	83,108.99	9,111,323.79
First Financial Bank CD	4,500,000.00	-	(4,500,000.00)	18,987.80	-
CDARS - Raymond James	3,000,000.00	-	(250,000.00)	21,019.86	3,005,785.78
Total Investments	\$ 27,886,745.64	\$ 5,000,002.40	\$ (12,754,336.21)	\$ 151,453.63	\$ 20,499,663.58

INVESTMENTS

